

# The Animal Foundation Dashboard



All of us for all of them.

## Intake Totals

	01/01/23 to 01/31/23	01/01/24 to 01/31/24	Percent Change
<b>All Jurisdictions</b>	<b>1,520</b>	<b>1,782</b>	<b>17.24%</b>
<b>Dogs</b>	<b>1,043</b>	<b>1,231</b>	<b>18.02%</b>
<b>Picked up by Animal Control</b>	868	856	-1.38%
<b>Stray Animals</b>	622	544	-12.54%
<b>Owner Surrenders</b>	57	92	61.40%
<b>Confiscations</b>	189	220	16.40%
<b>Dropped off at The Animal Foundation</b>	175	375	114.29%
<b>Stray Animals</b>	90	224	148.89%
<b>Owner Surrenders</b>	67	121	80.60%
<b>Adoption Returns</b>	15	23	53.33%
<b>Born at TAF</b>	3	7	133.33%
<b>Cats</b>	<b>334</b>	<b>457</b>	<b>36.83%</b>
<b>Picked up by Animal Control</b>	239	265	10.88%
<b>Stray Animals</b>	147	176	19.73%
<b>Owner Surrenders</b>	35	17	-51.43%
<b>Confiscations</b>	57	72	26.32%
<b>Dropped off at The Animal Foundation</b>	95	192	102.11%
<b>Stray Animals</b>	81	116	43.21%
<b>Owner Surrenders</b>	14	65	364.29%
<b>Adoption Returns</b>	0	3	300.00%
<b>Born at TAF</b>	0	8	800.00%
<b>Others</b>	<b>143</b>	<b>94</b>	<b>-34.27%</b>
<b>Picked up by Animal Control</b>	104	55	-47.12%
<b>Stray Animals</b>	35	31	-11.43%
<b>Confiscations</b>	69	24	-65.22%
<b>Dropped off at The Animal Foundation</b>	39	39	0.00%
<b>Stray Animals</b>	28	13	-53.57%
<b>Owner Surrenders</b>	11	9	-18.18%
<b>Adoption Returns</b>	0	1	100.00%
<b>Born at TAF</b>	0	16	1,600.00%

# The Animal Foundation Dashboard



All of us for all of them.

## Outcome Totals

	01/01/23 to 01/31/23	01/01/24 to 01/31/24	Percent Change
<b>All Jurisdictions</b>	<b>1,501</b>	<b>1,803</b>	<b>20.12%</b>
<b>Dogs</b>	<b>965</b>	<b>1,225</b>	<b>26.94%</b>
Adoption	363	490	34.99%
Died	4	3	-25.00%
Euthanasia	161	154	-4.35%
Missing/Escaped	3	0	-100.00%
Returned to Owner	286	313	9.44%
Transfer	148	265	79.05%
<b>Cats</b>	<b>386</b>	<b>449</b>	<b>16.32%</b>
Adoption	183	165	-9.84%
Died	1	10	900.00%
Euthanasia	79	73	-7.59%
Missing/Escaped	3	1	-66.67%
Returned to Owner	13	39	200.00%
RTF	15	20	33.33%
SNR	71	91	28.17%
Transfer	21	50	138.10%
<b>Others</b>	<b>150</b>	<b>129</b>	<b>-14.00%</b>
Adoption	94	70	-25.53%
Died	14	9	-35.71%
Euthanasia	16	19	18.75%
Missing/Escaped	0	2	200.00%
Returned to Owner	10	5	-50.00%
RTF	3	3	0.00%
Transfer	13	21	61.54%

# The Animal Foundation Dashboard



All of us for all of them.

## Foster Statistics

01/01/23 to 01/31/23      01/01/24 to 01/31/24      Percent Change

### All Jurisdictions

#### Total

Animals Sent to Foster	67	161	140.30%
Animal Returned from Foster	130	155	19.23%
Foster Parents	49	107	118.37%
Avg. Time in Foster	86	63	-26.77%

#### Dogs

Animals Sent to Foster	43	97	125.58%
Animal Returned from Foster	56	103	83.93%
Foster Parents	35	78	122.86%
Avg. Time in Foster	34	46	37.12%

#### Cats

Animals Sent to Foster	21	48	128.57%
Animal Returned from Foster	70	47	-32.86%
Foster Parents	12	24	100.00%
Avg. Time in Foster	132	107	-19.35%

#### Others

Animals Sent to Foster	3	16	433.33%
Animal Returned from Foster	4	5	25.00%
Foster Parents	2	5	150.00%
Avg. Time in Foster	19	6	-67.31%

# The Animal Foundation Dashboard



All of us for all of them.

## Shelter Surgery Totals

	1/1/2023 to 1/31/2023	1/1/2024 to 1/31/2024	Percent Change
<b>All Jurisdictions</b>	<b>681</b>	<b>806</b>	<b>18.36%</b>
<b>Dogs</b>	<b>506</b>	<b>570</b>	<b>12.65%</b>
Spay/Neuter	505	568	12.48%
Adoption	255	307	20.39%
Transfer to Partner	54	87	61.11%
Returned to Owner	145	145	0.00%
Foster	40	22	-45.00%
Other Outcomes	11	7	-36.36%
Other Surgery	1	2	100.00%
Returned to Owner	1	2	100.00%
<b>Cats</b>	<b>169</b>	<b>231</b>	<b>36.69%</b>
Spay/Neuter	169	231	36.69%
Adoption	86	105	22.09%
Transfer to Partner	1	5	400.00%
Returned to Owner	4	9	125.00%
SNR	56	60	7.14%
TNR	0	29	2900.00%
Foster	20	19	-5.00%
Other Outcomes	2	4	100.00%
<b>Others</b>	<b>6</b>	<b>5</b>	<b>-16.67%</b>
Spay/Neuter	6	5	-16.67%
Adoption	6	4	-33.33%
Transfer to Partner	0	1	100.00%

# The Animal Foundation Dashboard

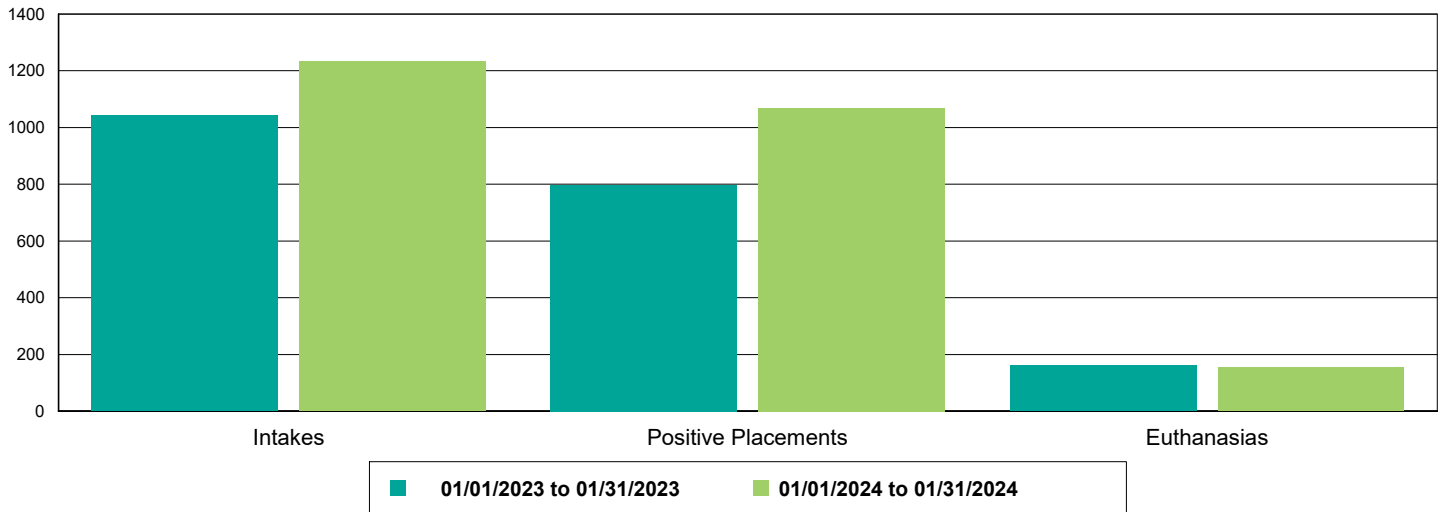


All of us for all of them.

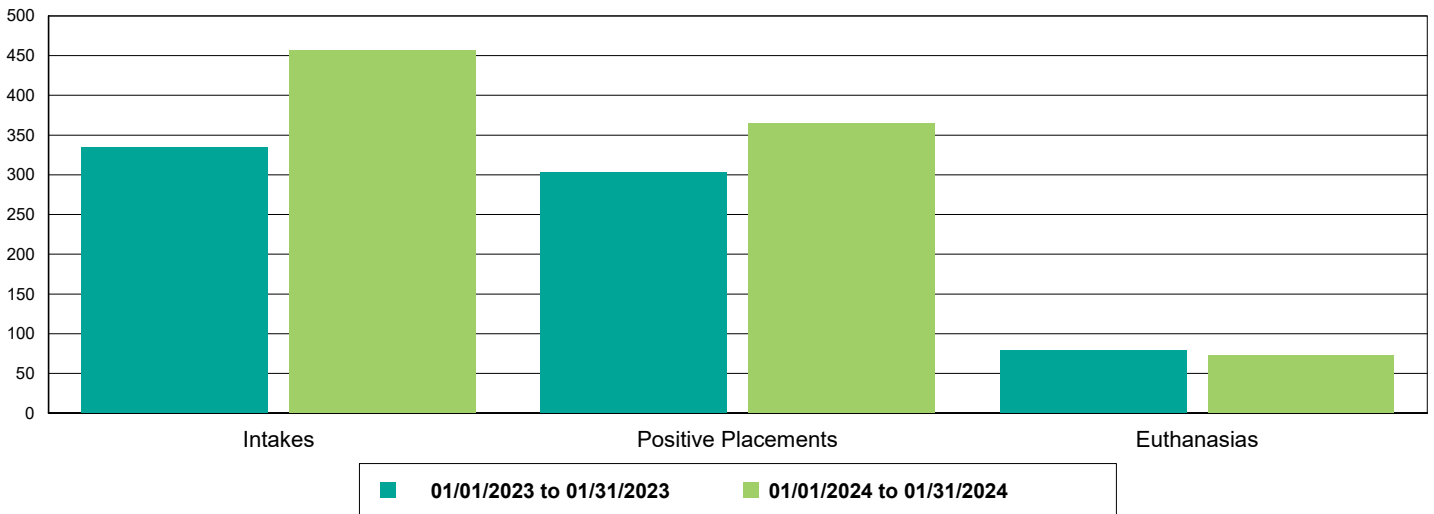
## Public Services

	01/01/23 to 01/31/23	01/01/24 to 01/31/24	Percent Change
<b>Dogs</b>	<b>73</b>	<b>623</b>	<b>753.42%</b>
Owner Requested Euthanasia	65	57	-12.31%
Public S/N Clinic - Microchips Implanted	4	0	-100.00%
Public S/N Clinic - Surgeries	6	0	-100.00%
Public S/N Clinic - Animals Vaccinated	6	0	-100.00%
Bordetella	6	0	-100.00%
DAPPv	6	0	-100.00%
DEWORM	6	0	-100.00%
Rabies	6	0	-100.00%
Vaccine Clinic - Animals Vaccinated	2	566	28,200.00%
Bordetella	0	363	36,300.00%
DAPPv	0	541	54,100.00%
DEWORM	0	371	37,100.00%
MICROCHIP	0	81	8,100.00%
Rabies	2	351	17,450.00%
<b>Cats</b>	<b>16</b>	<b>148</b>	<b>825.00%</b>
Owner Requested Euthanasia	16	16	0.00%
Public S/N Clinic - Microchips Implanted	0	1	100.00%
Public S/N Clinic - Animals Vaccinated	0	1	100.00%
FVRCP	0	1	100.00%
Rabies	0	1	100.00%
Vaccine Clinic - Animals Vaccinated	0	131	13,100.00%
DEWORM	0	91	9,100.00%
FRCPC	0	123	12,300.00%
MICROCHIP	0	24	2,400.00%
Rabies	0	104	10,400.00%
<b>Others</b>	<b>1</b>	<b>20</b>	<b>1,900.00%</b>
Owner Requested Euthanasia	0	20	2,000.00%

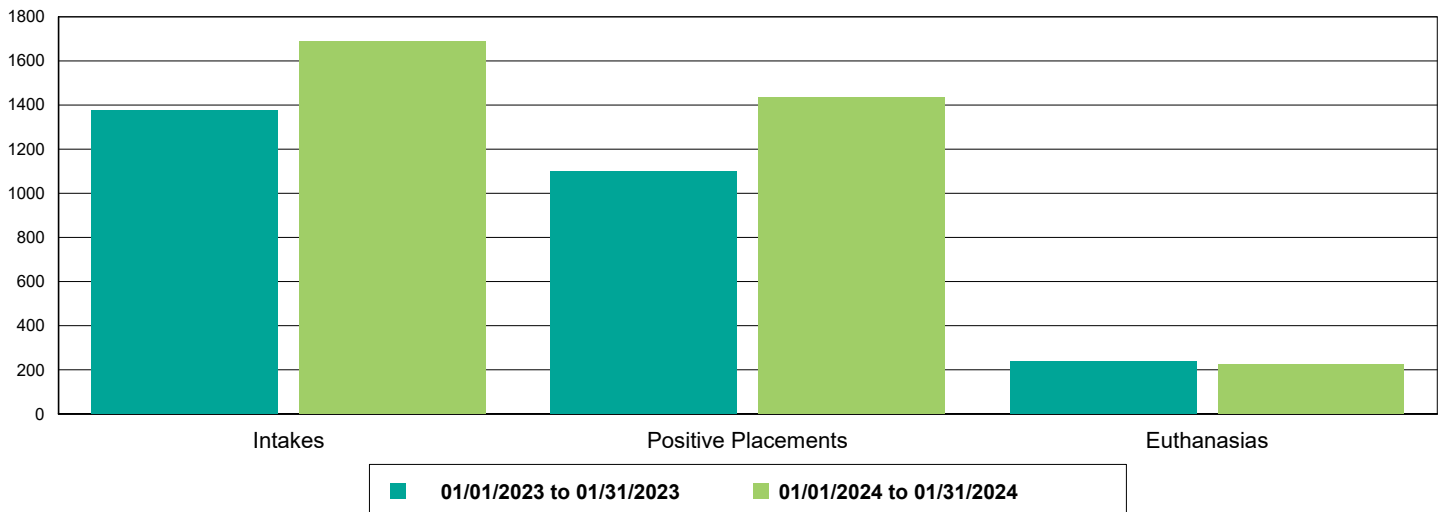
## Dog Intakes, Positive Placements, and Euthanasias



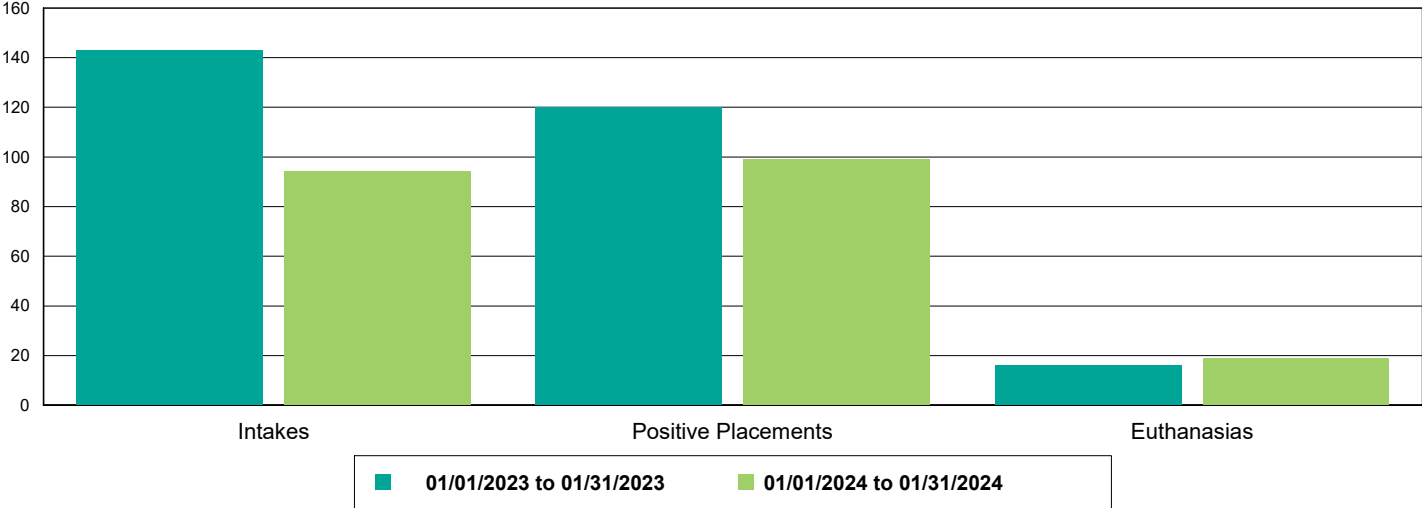
## Cat Intakes, Positive Placements, and Euthanasias



## Dogs And Cats Intakes, Positive Placements, and Euthanasias



## Other Intakes, Positive Placements, and Euthanasias



## Live Release, Euthanasia, and Adoption Return Rates

01/01/23 to 01/31/23

01/01/24 to 01/31/24

Percent Change

### All Jurisdictions

#### Total

Live Release Rate	81.28%	84.97%	4.54%
Euthanasia Rate	17.06%	13.64%	-20.00%
Adoption Return Rate	2.34%	3.72%	58.90%

#### Dogs and Cats

Live Release Rate	81.42%	85.60%	5.14%
Euthanasia Rate	17.76%	13.56%	-23.67%
Adoption Return Rate	2.75%	3.97%	44.49%

#### Young (<= 5 mo)

Live Release Rate	95.24%	91.91%	-3.50%
Euthanasia Rate	3.81%	5.78%	51.73%
Adoption Return Rate	0.00%	3.16%	315.79%

#### Adult (>= 6 mo)

Live Release Rate	80.26%	84.88%	5.76%
Euthanasia Rate	18.94%	14.46%	-23.67%
Adoption Return Rate	3.16%	4.11%	30.06%

#### Dogs

Live Release Rate	82.59%	87.18%	5.56%
Euthanasia Rate	16.68%	12.57%	-24.65%
Adoption Return Rate	4.13%	4.69%	13.59%

#### Young (<= 5 mo)

Live Release Rate	97.37%	97.01%	-0.36%
Euthanasia Rate	2.63%	1.49%	-43.28%
Adoption Return Rate	0.00%	3.57%	357.14%

#### Adult (>= 6 mo)

Live Release Rate	81.98%	86.61%	5.65%
Euthanasia Rate	17.26%	13.21%	-23.45%
Adoption Return Rate	4.34%	4.76%	9.84%

#### Cats

Live Release Rate	78.50%	81.29%	3.56%
Euthanasia Rate	20.47%	16.26%	-20.56%
Adoption Return Rate	0.00%	1.82%	181.82%

#### Young (<= 5 mo)

Live Release Rate	94.03%	88.68%	-5.69%
Euthanasia Rate	4.48%	8.49%	89.62%
Adoption Return Rate	0.00%	2.99%	298.51%

#### Adult (>= 6 mo)

Live Release Rate	75.24%	79.01%	5.02%
Euthanasia Rate	23.82%	18.66%	-21.68%
Adoption Return Rate	0.00%	1.02%	102.04%



# The Animal Foundation Dashboard



All of us for all of them.

Others			
Live Release Rate	80.00%	76.74%	-4.07%
Euthanasia Rate	10.67%	14.73%	38.08%
Adoption Return Rate	0.00%	1.43%	142.86%
<b>Young (&lt;= 5 mo)</b>			
Live Release Rate	100.00%	83.33%	-16.67%
Euthanasia Rate	0.00%	5.56%	555.56%
Adoption Return Rate	0.00%	0.00%	0.00%
<b>Adult (&gt;= 6 mo)</b>			
Live Release Rate	79.59%	75.68%	-4.92%
Euthanasia Rate	10.88%	16.22%	48.99%
Adoption Return Rate	0.00%	1.47%	147.06%